



Tamil Nadu
e-District Application
Training Manual for

Online Sand Booking

PWD - 402

Tamil Nadu Public Works
Department



राष्ट्रीय इ-गवर्नेस योजना
National e-Governance Plan

Table of Content

Table of Contents

1. Project Overview	3
2. General Information	3
2.1. Tools Required	3
2.2. Starting your Computer	3
3. Purpose	4
4. Scope	4
5. Getting Started	4
6. Services Offered under Tamil Nadu Public Works Department	4
7. Online Sand Booking	5
7.1 Filling up Online Sand Booking	8
8. Disclaimer	14

E-DISTRICT TAMIL NADU USER MANUAL

(Government of Tamil Nadu)

1. Project Overview

Districts are the de facto front-end of government where most Government-to-Consumer or G2C interaction takes place.

The e-District project was conceptualized to improve this experience by creating an automated workflow system for the district administration and help in providing the citizen efficient department services through Common Service Centers (CSCs), the primary front end channels envisaged under the National e-Governance Plan by Department of Information Technology (DIT), Ministry of Communication and Information Technology (MCIT), Government of India.

2. General Information

Let's Start!!


2.1. Tools Required

You will be provided with the following basic infrastructure:

- Computer (CPU, Monitor, Keyboard & Mouse)
- Network Connection (as per requirement)
- Peripherals (as per requirement)
- Browser (Google chrome, Version 37)
- Uninterrupted Power Supply (UPS)



2.2. Starting your Computer

Steps

1. Ensure all cables are connected between the computer, network connection, peripherals & UPS
2. Plug the UPS to the electrical socket
3. Switch 'ON' the electrical socket
4. Switch 'ON' the UPS
5. Press the  (power button) on the computer
6. Allow the system to boot up.



1. Switch 'ON' the UPS only after you have switched 'ON' the power socket
2. Switch 'ON' the computer only after you have switched 'ON' the UPS
3. Switch 'OFF' the power socket in there is an electrical spark in the socket

	4. Do not start the computer in case the UPS is not fully charged 5. Do not start the computer in case any of the wires are in contact with water sources / moisture
	6. In case you are not sure whether the computer is connected in the right way - please contact the system engineer

3. Purpose

This document is an integral part of e-District application user manuals. The objective of this document is to provide step-by-step assistance to the user on how to apply for 'Online Sand Booking' through the e-District Portal.

4. Scope

The scope of this document covers the '**Online Sand Booking**' service offered under the **Tamil Nadu Public Works Department**.

5. Getting Started

Following points and guidelines may be referred while accessing the e-Sevai/e-District application:

- User must have valid username and password
- Make relevant and correct entries only
- Recheck the entries before clicking on Submit button
- Mandatory fields cannot be left blank
- Mandatory/Optional documents should be attached as per requirement
- Do not make false entries

6. Services Offered under Tamil Nadu Public Works Department

Following services are offered under the Tamil Nadu Public Works Department:

1. PWD - 401 User Registration
2. PWD - 402 Online Sand Booking

7. Online Sand Booking

Following steps describe how to apply for Online Sand Booking through the e-District Portal:

STEP 1: Go to the e-Sevai (Government of Tamil Nadu) Web Portal.

STEP 2: Enter the login credentials.

STEP 3: Enter Captcha code.

STEP 4: Click on Login.



The screenshot displays the TNeGA Government of Tamil Nadu e-Sevai portal. The header includes the TNeGA logo and the Government of Tamil Nadu emblem. The navigation menu contains: Home, About e-Sevai, Government Orders, e-Sevai, Contact Us, and Help. The main content area is divided into four columns: TNeGA (with a map of Tamil Nadu), Important Links (Government Orders, Tenders, Documents, Job Opportunities, Maps), Latest News (Locate your near by e-Sevai, List of Services Offered in e-Sevai Centres, List of Services offered through Institution), and Sign In. The Sign In form includes a text input for the login ID (tnelcchn010-01), a password field (masked with dots), a dropdown for Operator, and a Captcha field (ZNRJZ). Below the Captcha field is a 'Login' button and a 'Reset' button. A 'Forgot Password?' link is also present. Callouts indicate: 'Enter Login ID and Password' pointing to the login ID field, 'Enter Captcha' pointing to the Captcha field, and 'Click on Login' pointing to the Login button. A banner at the bottom reads 'Welcome to eSevai' and 'eSevai — தமிழ்நாடு அரசின் இ-சேவை வலைதளம் உங்களை'.

e-Sevai Dashboard will appear.

STEP 5: Click on **Services** on the left panel.

Department Wise service listing will appear.

STEP 6: Click on **Tamil Nadu Public Works Department**

You can also switch to the **Service Wise** listing, or switch to **Search** and search a particular service using keywords.

STEP 7: Click on User Registration



Directorate of e-Governance
Tamil Nadu e-Governance Agency
Information Technology Department
Government of Tamil Nadu



e-Sevai

இனிய சேவை இணைய சேவை

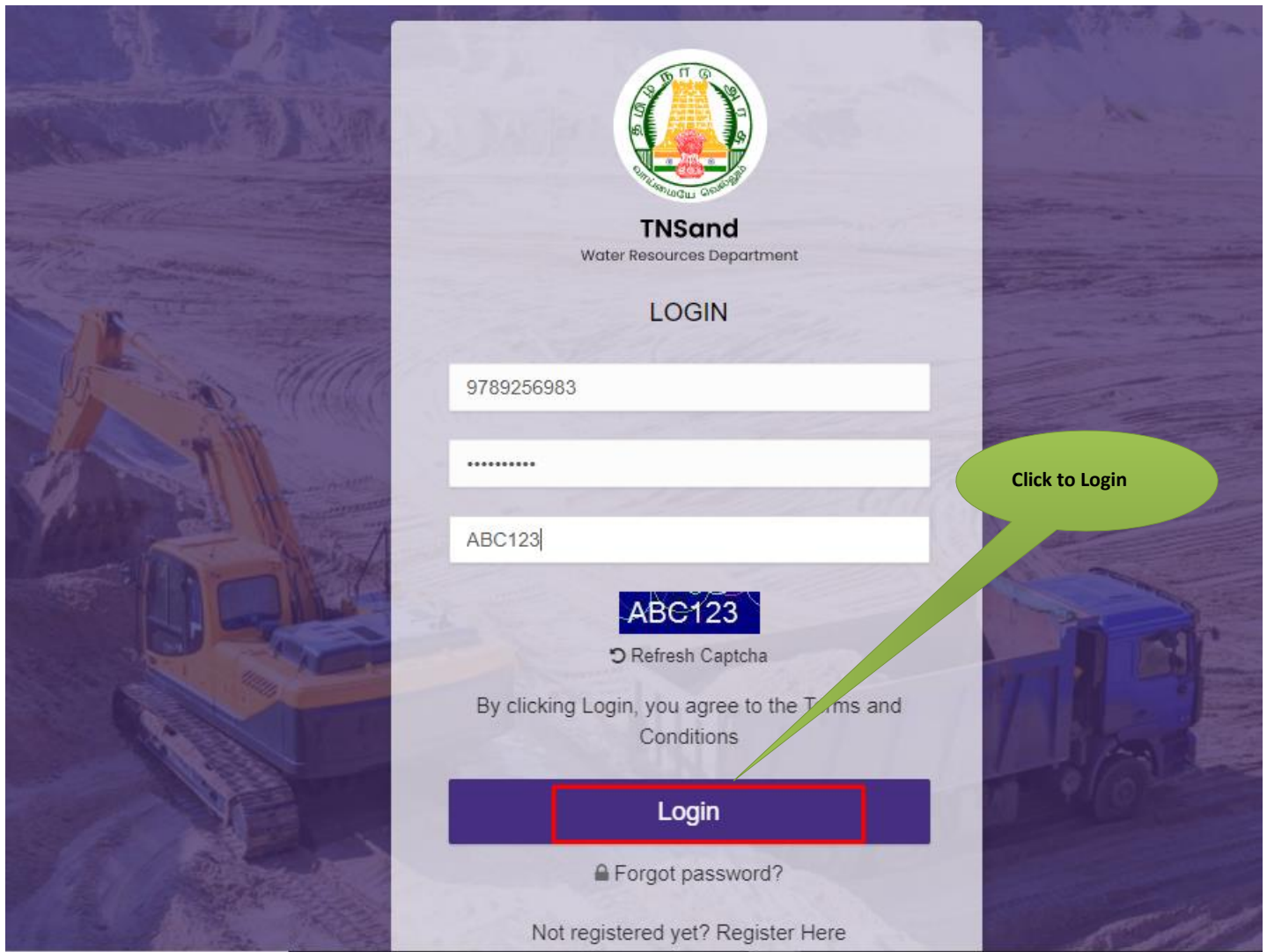
The screenshot shows the e-Sevai user interface. On the left is a green navigation menu with options: Dashboard, Reports, Services, Wallet Recharge Reprint, Receipt, and Bank Details. The main content area is titled 'Service' and displays search results for the 'Tamil Nadu Public Works Department'. Under the 'SERVICE WISE' section, two services are listed: 'PWD-401 User Registration' and 'PWD-402 Online Sand Booking', with the latter highlighted by a red box. A green callout bubble points to this service with the text 'Click on the Service Name'. To the right of the search results is a user profile summary for 'Aravinth' with details such as Center, Counter, and Wallet Amount.


You will be redirected to the service page on the Tamil Nadu Public Works Department Web Portal.

7.1 Filling up Online Sand Booking

SECTION1: Applicant Registration Details

Applicant are used to login with Register mobile number and password.





TNSand
Water Resources Department

LOGIN

9789256983

.....

ABC123|

ABC123
Refresh Captcha

By clicking Login, you agree to the Terms and Conditions

Login

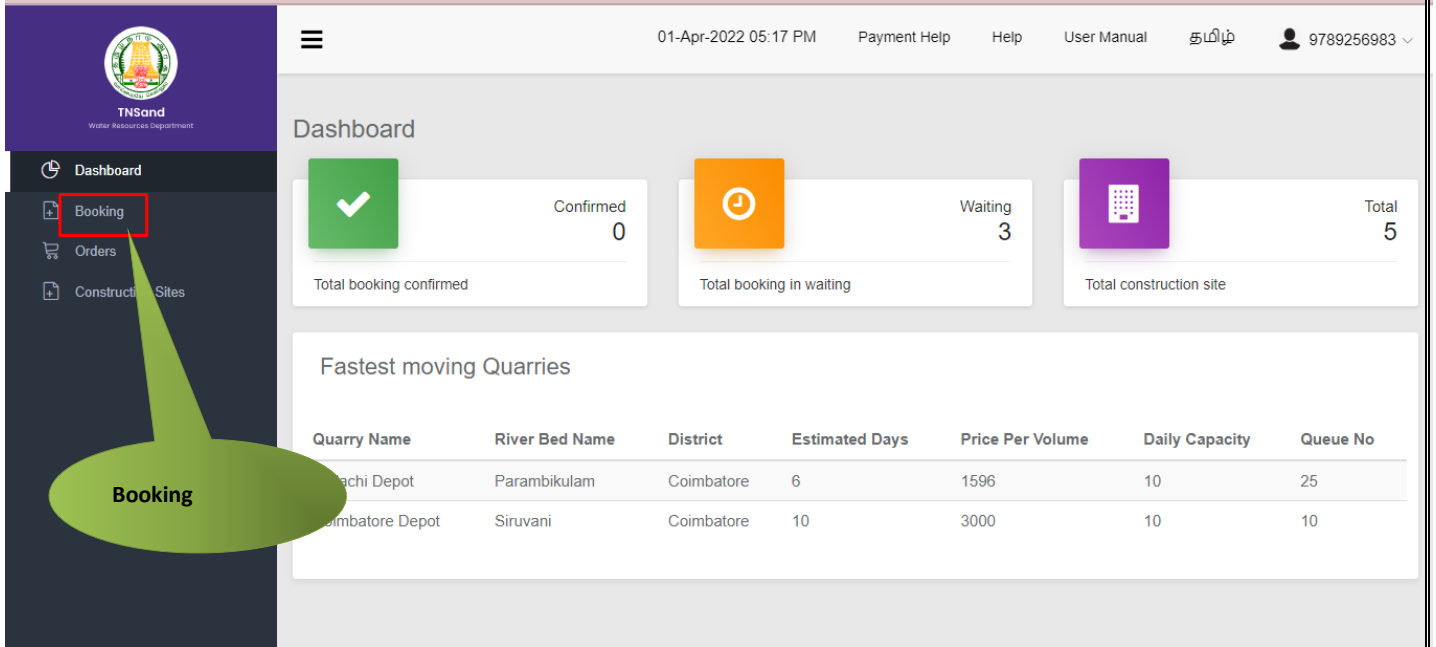
Forgot password?

Not registered yet? Register Here

Click to Login

SECTION 2: Applicant Dashboard

Applicant are used to click booking option to enter the details.



Dashboard

01-Apr-2022 05:17 PM Payment Help Help User Manual தமிழ் 9789256983

Confirmed 0
Total booking confirmed

Waiting 3
Total booking in waiting


Total 5
Total construction site

Fastest moving Quarries

Quarry Name	River Bed Name	District	Estimated Days	Price Per Volume	Daily Capacity	Queue No
Chachi Depot	Parambikulam	Coimbatore	6	1596	10	25
Coimbatore Depot	Siruvani	Coimbatore	10	3000	10	10

SECTION 3: Booking Details

Applicant are used to enter all details related to booking and finally click create booking.



TNSand
Water Resources Department

- Dashboard
- Booking**
- Orders
- Construction Sites

Booking

Construction Site * Aravinth 1, Chennai, Chennai, 600001

Depot * Pollachi Depot

Delivery Type * Self Pick Up Vehicle

Payment Method * Online

Registration Type New Registration (TN) Old Registration


Lorry Number * TN 27 U 0568
Ex: TN 59 AB 6745, TN 59 A 6745 or TN 59 6745

Axle * Multi Axle

Order Unit * 2

Sand price * 3040

CGST * 76 SGST * 76



TNSand
Water Resources Department

- Dashboard
- Booking**
- Orders
- Construction Sites

Lorry Number * TN 27 U 0568
Ex: TN 59 AB 6745, TN 59 A 6745 or TN 59 6745

Axle * Multi Axle

Order Unit * 2

Sand price * 3040

CGST * 76 SGST * 76

Total cost * 3192

Pickup By * Driver

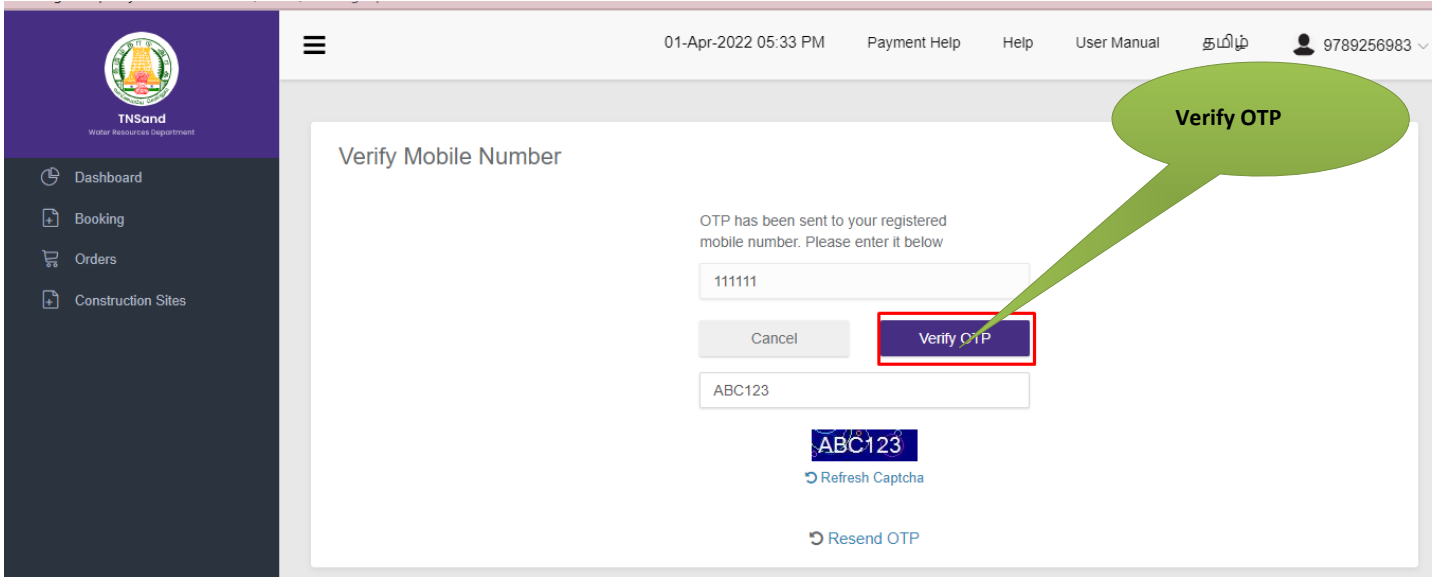
Driver / Myself Mobile Number * 0987654321

Driver / Myself Name * Dinash

Reset **Create Booking**

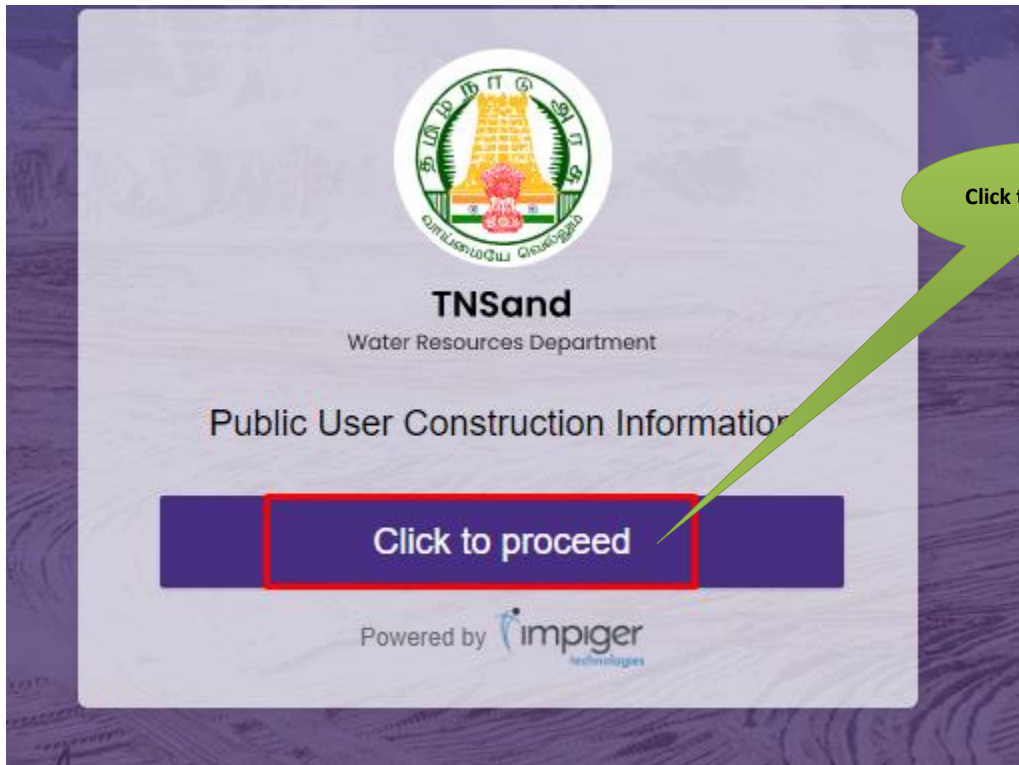
SECTION 4: OTP Verification

Applicants are used to enter the OTP to proceed further process.



SECTION 5: Submit option

After filling the details, click on proceed to Transaction



SECTION 6: Acknowledgement receipt

Click on **Make Payment** option to proceed for transaction.

Payment Details

*Required

Transaction Details		Pay Mode	
Transaction Number:	TNELCCHN00900389	Customer Number:	9442291946
Customer Name:	Selvababu	Service Name:	PWD-402 Online Sand Booking
Application ReferenceNo:	3482611		

Payment Details		
Service Charges 60	Department Charges 3192	Total 3252

Payment Details	
Wallet Amount 4956741	Wallet Amount to be Deducted 3210

Make Payment


I agree to [Terms and Conditions](#)

In case of failure while doing transaction or reconfirming for your payments, call us on these nos: 18004251333 from 8AM To 7PM for support. Also you can Write us at: tnesevaihelpdesk@tn.gov.in

Screenshot 1: Print Receipt

Click on **Print Receipt** to download/print the receipt.

Payment Details


Your Payment Was Successful!

Transaction Details		Payment Type: Cash	
Transaction Number:	TNELCCHN00900389	Customer Number:	9442291946
Customer Name:	Selvababu	Service Name:	PWD-402 Online Sand Booking
Application ReferenceNo:	3482611	Transaction Status:	Success

Payment Details		
Service Charges 60	Department Charges 3192	Total 3252

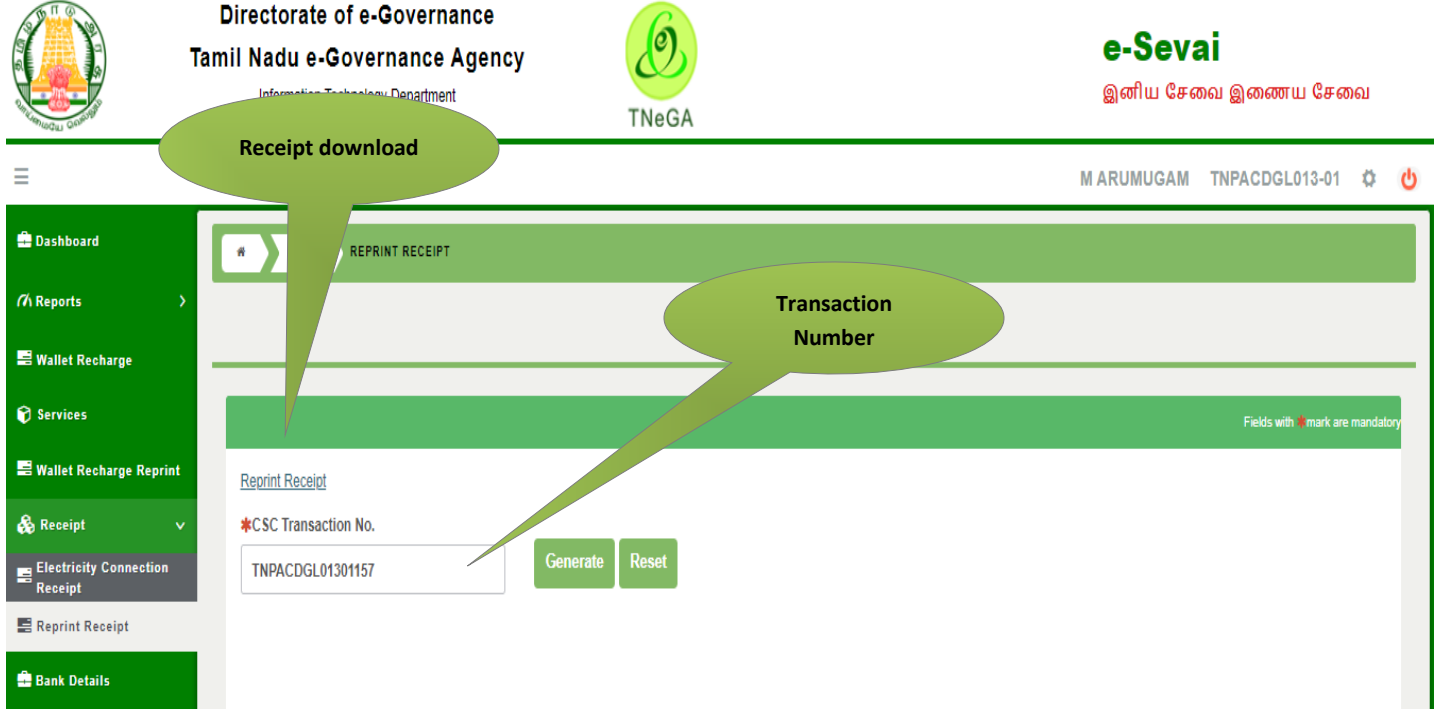
Print Receipt

[Click here to go Home Page](#)

Click to print receipt

Screenshot 2: Receipt

Applicant can also to download the receipt by using Transaction number and Reprint Receipt.



The screenshot shows the 'Reprint Receipt' page on the e-Sevai portal. The page header includes the Directorate of e-Governance, Tamil Nadu e-Governance Agency, and the e-Sevai logo. The left sidebar contains navigation options like Dashboard, Reports, Wallet Recharge, Services, and Receipt. The main content area has a 'REPRINT RECEIPT' title and a form with a 'Transaction Number' field containing 'TNPACDGL01301157'. There are 'Generate' and 'Reset' buttons next to the field. A green callout bubble points to the 'Transaction Number' field, and another points to the 'Receipt download' button in the top navigation bar.

The below figure shows the preview of the acknowledgement receipt.

தமிழ்நாடு அரசு / Government of Tamil Nadu இ-சேவை மையம் / e-Sevai Centre		
ரசீது / RECEIPT		
ரசீது எண் / Receipt No: TN-29220224013950492 விண்ணப்பதாரர் / Applicant Name: Selvababu	துறை குறிப்பு எண் / Department Reference No: 3482611 பரிவர்த்தனை எண் / Transaction No : TNELCCHN00900389 விண்ணப்பித்த தேதி / Application date : 01-04-2022 16:39:21 விண்ணப்பித்த சேவை / Applied for Service : PWD-402 Online Sand Booking	
துறையின் பெயர் / Department Name: Tamil Nadu Public Works Department		
பணம் செலுத்திய விவரம் / Payment Details		
விவரங்கள் / Particulars	செலுத்தும் முறை / Payment Mode	செலுத்தப்பட்ட தொகை (ரூ) / Amount Paid (Rs)
கட்டண தொகை / Bill Amount	Cash	3192.00
இ-சேவை மையக் கட்டணம் / e-Sevai Centre Charges	Cash	60.00
		மொத்தம் / Total: : 3252.00
ரூபாய் எழுத்துக்களில் / Amount in words (Rs): Three Thousand Two Hundred Fifty Two only.		
மையப் பெயர் & குறியீட்டு எண் / Centre Name & Code : Corporation of Chennai Thiru-Vi-Ka Nagar(Zone VI)-ELCOT-ELCCHN009	கையொப்பம் / Signature of the Centre Operator	

8 Disclaimer

This User manual is prepared as per the existing application; however actual screen shots may vary for few cases.