



Tamil Nadu e-District Application

Training Manual for

**Claim Application Construction
Board Disability Pension**

TWB-206

**Tamil Nadu Unorganized
Workers Welfare Board**



राष्ट्रीय इ-गवर्नेस योजना
National e-Governance Plan

Table of Content

Table of Contents

1. Project Overview	3
2. General Information	3
2.1. Tools Required	3
2.2. Starting your Computer	3
3. Purpose	4
4. Scope	4
5. Getting Started	4
6. Services Offered under Tamil Nadu Unorganized Workers Welfare Board	4
7 . TWB-206 Claim Application- Construction Board- Disability Pension	6
7.1 Applying for Claim Application- Construction Board- Disability Pension	9
8.Disclaimer	Error! Bookmark not defined.

E-DISTRICT TAMIL NADU USER MANUAL

(Government of Tamil Nadu)

1. Project Overview

Districts are the de facto front-end of government where most Government-to-Consumer or G2C interaction takes place.

The e-District project was conceptualized to improve this experience by creating an automated workflow system for the district administration and help in providing the citizen efficient department services through Common Service Centers (CSCs), the primary front end channels envisaged under the National e-Governance Plan by Department of Information Technology (DIT), Ministry of Communication and Information Technology (MCIT), Government of India.

2. General Information

Let's Start!!


2.1. Tools Required



You will be provided with the following basic infrastructure:


- Computer (CPU, Monitor, Keyboard & Mouse)
- Network Connection (as per requirement)
- Peripherals (as per requirement)
- Browser (Google chrome, Version 37)
- Uninterrupted Power Supply (UPS)

2.2. Starting your Computer

Steps

1. Ensure all cables are connected between the computer, network connection, peripherals & UPS
2. Plug the UPS to the electrical socket
3. Switch 'ON' the electrical socket
4. Switch 'ON' the UPS
5. Press the  (power button) on the computer
6. Allow the system to boot up.

	<ol style="list-style-type: none">1. Switch 'ON' the UPS only after you have switched 'ON' the power socket2. Switch 'ON' the computer only after you have switched 'ON' the UPS3. Switch 'OFF' the power socket in there is an electrical spark in the socket
	<ol style="list-style-type: none">4. Do not start the computer in case the UPS is not fully charged

	5. Do not start the computer in case any of the wires are in contact with water sources / moisture
	6. In case you are not sure whether the computer is connected in the right way - please contact the system engineer

3. Purpose

This document is an integral part of e-District application user manuals. The objective of this document is to provide step-by-step assistance to the user on how to apply for 'Claim Application-Construction Board-Disability Pension' through the e-District Portal.

4. Scope

The scope of this document covers the 'Claim Application-Construction Board- Disability Pension' service offered under the **Tamil Nadu Unorganized Workers Welfare Board**.

5. Getting Started

Following points and guidelines may be referred while accessing the e-Sevai/e-District application:

- User must have valid username and password
- Make relevant and correct entries only
- Recheck the entries before clicking on Submit button
- Mandatory fields cannot be left blank
- Mandatory/Optional documents should be attached as per requirement
- Do not make false entries

6. Services Offered under Tamil Nadu Unorganized Workers Welfare Board

Following services are offered under the Revenue Department:


1. TWB-201 Claim Registration
2. TWB-202 Claim Renewal
3. TWB-203 Claim Updation
4. TWB-204 Claim Application- Construction Board - Accident Death at worksite
5. TWB-205 Claim Application-Construction Board-Compensation for accidental death and disability
6. TWB-206 Claim Application-Construction Board-Disability Pension
7. TWB-207 Claim Application-Construction Board-Education Assistance for 10th /12th Standard pass
8. TWB-208 Claim Application-Construction Board-Educational Assistance for girl children studying 10th / 11th / 12th

9. TWB-209 Claim Application-Construction Board-Educational Assistance for Higher Education
10. TWB-210 Claim Application-Construction Board-Educational Assistance for studying in 6th/7th/8th/9th
11. TWB-211 Claim Application-Construction Board-Family pension
12. TWB-212 Claim Application-Construction Board-Funeral Expenses / Natural Death
13. TWB-213 Claim Application-Construction Board-Marriage Assistance
14. TWB-214 Claim Application-Construction Board-Maternity / Miscarriage / Termination of Pregnancy
15. TWB-215 Claim Application-Construction Board-Pension
16. TWB-216 Claim Application-Construction Board-Reimbursement of purchase of spectacles
17. TWB-217 Claim Application-Manual Board-Compensation for accidental death and disability
18. TWB-218 Claim Application-Manual Board-Disability Pension
19. TWB-219 Claim Application-Manual Board-Education Assistance for 10th /12th Standard pass
20. TWB-220 Claim Application-Manual Board-Educational Assistance for girl children studying 10th / 11th / 12th
21. TWB-221 Claim Application-Manual Board-Educational Assistance for Higher Education
22. TWB-222 Claim Application-Manual Board-Educational Assistance for studying in 6th/7th/8th/9th
23. TWB-224 Claim Application-Manual Board-Funeral Expenses / Natural Death
24. TWB-225 Claim Application-Manual Board-Marriage Assistance
25. TWB-226 Claim Application-Manual Board-Maternity / Miscarriage / Termination of Pregnancy
26. TWB-227 Claim Application-Manual Board-Pension
27. TWB-228 Claim Application-Manual Board-Reimbursement of purchase of spectacles
28. TWB-229 Claim Application-Driver Board-Compensation for accidental death and disability
29. TWB-230 Claim Application-Driver Board-Disability Pension
30. TWB-231 Claim Application-Driver Board-Education Assistance for 10th /12th Standard pass
31. TWB-232 Claim Application-Driver Board-Educational Assistance for girl children studying 10th / 11th / 12th
32. TWB-233 Claim Application-Driver Board-Educational Assistance for Higher Education
33. TWB-234 Claim Application-Driver Board-Educational Assistance for studying in 6th/7th/8th/9th
34. TWB-236 Claim Application-Driver Board-Funeral Expenses / Natural Death
35. TWB-237 Claim Application-Driver Board-Marriage Assistance
36. TWB-238 Claim Application-Driver Board-Maternity / Miscarriage / Termination of Pregnancy
37. TWB-239 Claim Application-Driver Board-Pension
38. TWB-240 Claim Application-Driver Board-Reimbursement of purchase of spectacles
39. TWB-241 Claim Application - Return

7 . TWB-206 Claim Application- Construction Board- Disability Pension

Following steps describe how to apply for Claim Application-Construction Board- Disability Pension through the e-District Portal:

- STEP 1:** Go to the e-Sevai (Government of Tamil Nadu) Web Portal.
- STEP 2:** Enter the login credentials.
- STEP 3:** Enter Captcha code.
- STEP 4:** Click on Login.



Enter Login ID and Password

Enter Captcha

Click on Login

Welcome to eSevai

eSevai — தமிழ்நாடு அரசின் இ-சேவை வலைதளம் உங்களை

e-Sevai Dashboard will appear.

- STEP 5:** Click on **Services** on the left panel.

The screenshot shows the TNeGA dashboard with the Government of Tamil Nadu logo and 'e-Sevai' branding. The dashboard displays five service statistics cards: '1' for 'Current Week' (23 Jun 2016 to 23 Jun 2016), '1' for 'Current Week' (19 Jun 2016 to 23 Jun 2016), '6' for 'Current Month' (01 Jun 2016 to 23 Jun 2016), '1' for 'Last Week' (12 Jun 2016 to 18 Jun 2016), and '17' for 'Last Month' (01 May 2016 to 31 May 2016). A callout bubble points to the 'SERVICES' menu item in the left sidebar.

Department Wise service listing will appear.

STEP 6: Click on Tamil Nadu Unorganized Workers welfare Board

You can also switch to the **Service Wise** listing, or switch to **Search** and search a particular service using keywords.

The screenshot shows the 'Services' page with a list of department-wise services. A callout bubble points to the 'Tamil Nadu Unorganized Workers Welfare Board' in the list. The list includes: Animal Husbandry, Dairying and Fisheries; Anna University; Chennai Metro Water Supply & Sewerage Board; Chennai Traffic Police; Civil Supplies and Consumer Protection Department; Commissionerate of Municipal Administration; Commissionerate of Transport; Directorate of Boilers; Directorate of Fire & Rescue; Directorate of Handlooms & Textiles; Directorate of Public Health and Preventive Medicine; Employment & Training; Greater Chennai Corporation; Inspector General of Registration; Integrated Financial and Human Resource Management System (IFHRMS); Revenue Department; Tamil Nadu Civil Supplies Corporation; Tamil Nadu Electrical Inspectorate; Tamil Nadu Housing and Urban Development; Tamil Nadu Unorganized Workers Welfare Board; TANGEDCO; and TNFGA.

STEP 7: Click on Claim Application-Construction Board- Disability Pension



- Dashboard
- Reports >
- Services
- Wallet Recharge Reprint
- Receipt >
- Bank Details

Services

DEPARTMENT WISE: Tamil Nadu Unorganised Workers Welfare Board

SERVICE WISE: 10 records per page

SEARCH

- Amendment
- Claim Application-Construction Board-Accident Death at worksite
- Claim Application-Construction Board-Compensation for accidental death and disability
- Claim Application-Construction Board-Disability Pension
- Claim Application-Construction Board-Education Assistance for 10th /12th Standard pass
- Claim Application-Construction Board-Educational Assistance for girl children studying 10th / 11th / 12th
- Claim Application-Construction Board-Educational Assistance for Higher Education
- Claim Application-Construction Board-Educational Assistance for studying in 6th/7th/8th/9th
- Claim Application-Construction Board-Family pension
- Claim Application-Construction Board-Funeral Expenses / Natural Death

Name: Aravinth

Center: Madhavaperumalkoil Panchayat - TACTV

Center Code: TACTRI015

Counter: 1

Wallet Type: Prepaid

Wallet Amount: 8638.00

Share: 0.00



You will be redirected to the service page on the Tamil Nadu Unorganized Workers Welfare Board Web Portal.

7.1 Applying for Claim Application- Construction Board- Disability Pension

SECTION1: Applicant Details and Address

Applicant are used to fill this form in both Tamil and English language.

FORM - CC
[See clause 13(2)(a)]
APPLICATION FOR DISABILITY PENSION / ஊனமுற்ற ஓய்வூதியத்திற்கான விண்ணப்பம்

Aadhaar Verification

Aadhaar No / ஆதார் எண்
*****9876 ✓ Verified

Personal Details / தனிப்பட்ட விவரங்கள்

Board Name / வாரியத்தின் பெயர் * <input type="text" value="TN Construction WWB / தமிழ்நாடு கட்டுமானத் தொழிலாளர்க"/>	
Registration No / பதிவு செய்யப்பட்ட எண்* <input type="text" value="01BEND300001"/>	Registration date / பதிவு செய்யப்பட்ட தேதி* <input type="text" value="08-10-2020"/>
Renewal date / புதுப்பிக்கப்பட்ட தேதி* <input type="text" value="07-10-2025"/>	Aadhaar No / ஆதார் எண் * <input type="text" value="*****9876"/>
Aadhaar / ஆதார் அட்டை* - <input type="button" value="Choose File"/> No file chosen <small>Note: (தாங்கள் 500 KB க்குள் உள்ள jpeg, jpg, png, pdf முறையில் பதிவேற்றம் செய்யலாம்)</small> <input type="button" value="View"/>	Name of the Worker * <input type="text" value="Balaji"/>
தொழிலாளியின் பெயர் * <input type="text" value="பாலாஜி"/>	Name of the Father / Husband * <input type="text" value="mani"/>

தந்தை / கணவரின் பெயர் *

Mobile Number / தொலைபேசி எண் *

8220914822

Gender / பாலினம் *

Female

Date of birth / பிறந்த தேதி *

01-04-1988

Age / வயது*

32

Age Proof / வயது சான்று (ஏதேனும் ஒன்று)*

Ration Card

Upload document(Evidence of Age Proof) / வயதுக்கான சான்று ஆவணம் பதிவேற்றவும் (Original/அசல்) *

[View](#)

Community / சாதி*

SC

Community Certificate / Self declaration for SC/ST / சாதி சான்றிதழ் / சுய சான்றிதழ் ஆவணம் பதிவேற்றவும்

[View](#)

Marital Status / திருமண நிலை

Married

Ration card / குடும்ப அட்டை எண்*

213123213213213

Document (Ration card) / குடும்ப அட்டை *

No file chosen

Note: (தாங்கள் 500 KB க்குள் உள்ள jpeg, jpg, png, pdf முறையில் பதிவேற்றம் செய்யலாம்)

[View](#)

SECTION 2: Address details and Pension details

Applicants should enter in their address and pension details.

Address / முகவரி

House / Door No. / கதவு எண்	
<input type="text" value="23"/>	
Address Line 1	தெரு முகவரி
<input type="text" value="villivakkam"/>	<input type="text" value="வில்லிவாக்கம்"/>
Address Line 2	தெரு முகவரி
<input type="text" value="villivakkam"/>	<input type="text" value="வில்லிவக்கா"/>
State / மாநிலம்	District / மாவட்டம்
<input type="text" value="Tamil Nadu"/>	<input type="text" value="Chennai"/>
Taluk / வட்டம்	Village / Town / City
<input type="text" value="Egmore"/>	<input type="text" value="villivakkam"/>
கிராமம் / நகரம்	Pincode / அஞ்சல் குறியீடு
<input type="text" value="வில்லிவாக்கம்"/>	<input type="text" value="600049"/>

Pension Details / ஓய்வூதிய விவரங்கள்

Pension Details / ஓய்வூதிய விவரங்கள்

Aadhaar No / ஆதார் எண்	Aadhaar Card Proof / ஆதார் அட்டை நகல் -
<input type="text" value="*****9876"/>	<input type="button" value="Choose File"/> No file chosen
	<small>Note: (தாங்கள் 500 KB க்குள் உள்ள jpeg, jpg, png, pdf முறையில் பதிவேற்றம் செய்யலாம்)</small>
	<input type="button" value="View"/>

Registration card / பதிவு அட்டை(Original/அசல்) *

Choose File No file chosen

Note: (தாங்கள் 500 KB க்குள் உள்ள jpeg, jpg, png, pdf முறையில் பதிவேற்றம் செய்யலாம்)

View

Ration card / குடும்ப அட்டை எண்

213123213213213

Claim Verification Certificate / நலத்திட்ட உறுதிமொழி சான்று (Original/அசல்)*

Choose File No file chosen

Note: (தாங்கள் 500 KB க்குள் உள்ள jpeg, jpg, png, pdf முறையில் பதிவேற்றம் செய்யலாம்)

View

Document (Ration card) / குடும்ப அட்டை

Choose File No file chosen

Note: (தாங்கள் 500 KB க்குள் உள்ள jpeg, jpg, png, pdf முறையில் பதிவேற்றம் செய்யலாம்)

View

Upload medical certificate (Whether the applicant has become disabled due to sickness and incapacitated from normal work? (If so, a certificate by a Medical Officer not below the rank of Civil Surgeon of the Government Hospital under his name and seal should be enclosed in original))

மருத்துவ சான்றிதழை பதிவேற்றவும் (பதிவு செய்யப்பட்ட தொழிலாளி நோய் காரணமாக ஒடுக்கப்படுகிறார் மற்றும் சாதாரண வேலையில் இருந்து தகுதியற்றவர் (அப்படியானால் அரசு மருத்துவமனையின் அறுவை சிகிச்சை நிபுணரின் பதவிக்கு குறையாமல் இருக்கும் மருத்துவ அதிகாரியிடம் இருந்து சான்றிதழை பெற்றிருக்க வேண்டும் [சான்றிதழில் மருத்துவ அதிகாரியின் பெயர் மற்றும் முத்திரையும் இடம் பெற்றிருக்க வேண்டும்]) *

Choose File No file chosen

Note: (தாங்கள் 500 KB க்குள் உள்ள jpeg, jpg, png, pdf முறையில் பதிவேற்றம் செய்யலாம்)

View

Address in full (to which pension is to be sent) with pincode / முழு

முகவரி பின்கோடு எண்ணுடன் பதிய வேண்டும் (ஒய்வூதியம் பெற) *

address

SECTION 3: Bank details

Applicants should enter their bank details in the below form.

Whether in receipt of any other pension? If so, furnish complete details / வேறு ஏதேனும் ஓய்வூதியத்தை பெற்றால் முழுமையான விவரங்களை அளிக்கவும் *

Yes No

Bank Details / வங்கி விவரங்கள்வங்கி கணக்கு விவரங்களை மாற்ற வேண்டுமா?

Bank Name / வங்கியின் பெயர் *

BANK OF INDIA

Branch Name / கிளையின் பெயர் *

villivakkam

Bank Account Number / வங்கி கணக்கு எண் *

22432432432432432

Re-Enter Bank Account Number / வங்கி கணக்கு எண் *

22432432432432432

MICR Code / MICR குறியீடு *

655658787

IFSC Code / IFSC குறியீடு *

asadsds2323

Upload Bank passbook front page / வங்கி கணக்கு புத்தகத்தின் முதல் பக்கத்தை பதிவேற்றம் செய்யவும் (Original/அசல்)*

No file chosen

Note: (தாங்கள் 500 KB க்குள் உள்ள jpeg, jpg, png, pdf முறையில் பதிவேற்றம் செய்யலாம்)

Upload Last Transaction page of the passbook / வங்கி கணக்கு புத்தகத்தில் கடைசி பரிவர்த்தனை பக்கத்தை பதிவேற்றம் செய்யவும் (Original/அசல்)*

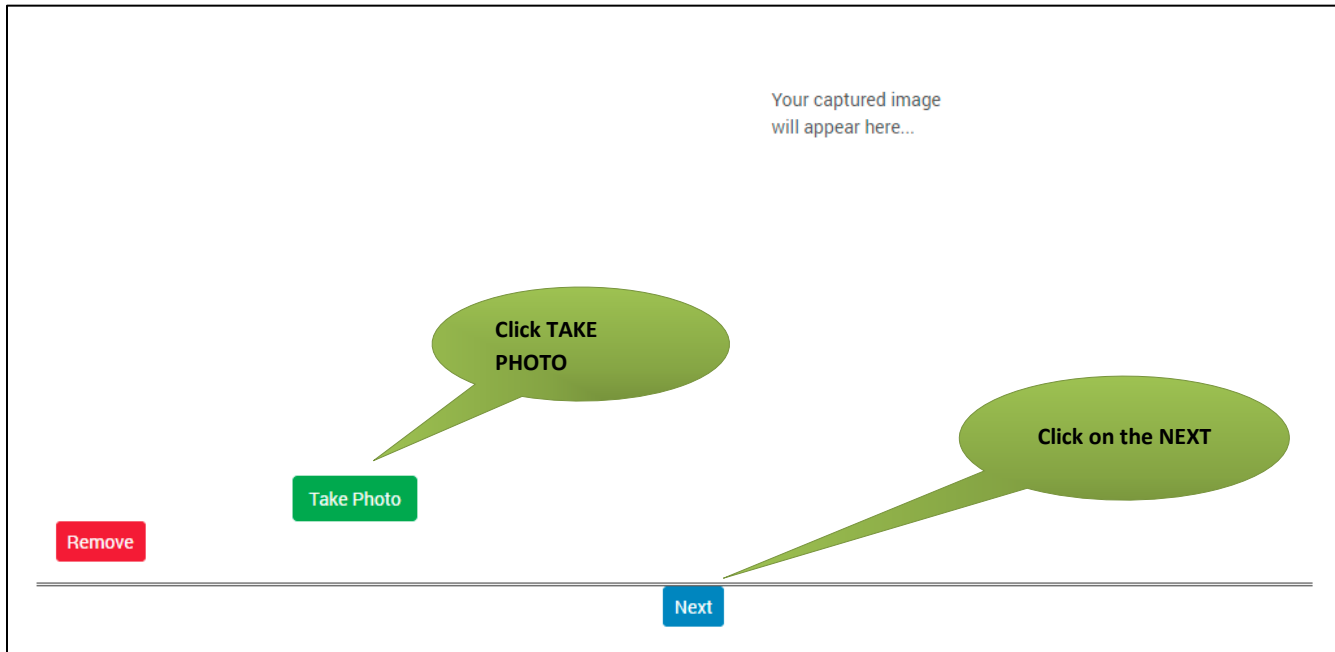
No file chosen

Note: (தாங்கள் 500 KB க்குள் உள்ள jpeg, jpg, png, pdf முறையில் பதிவேற்றம் செய்யலாம்)

தொழிலாளியின் நேரடி புகைப்படம்

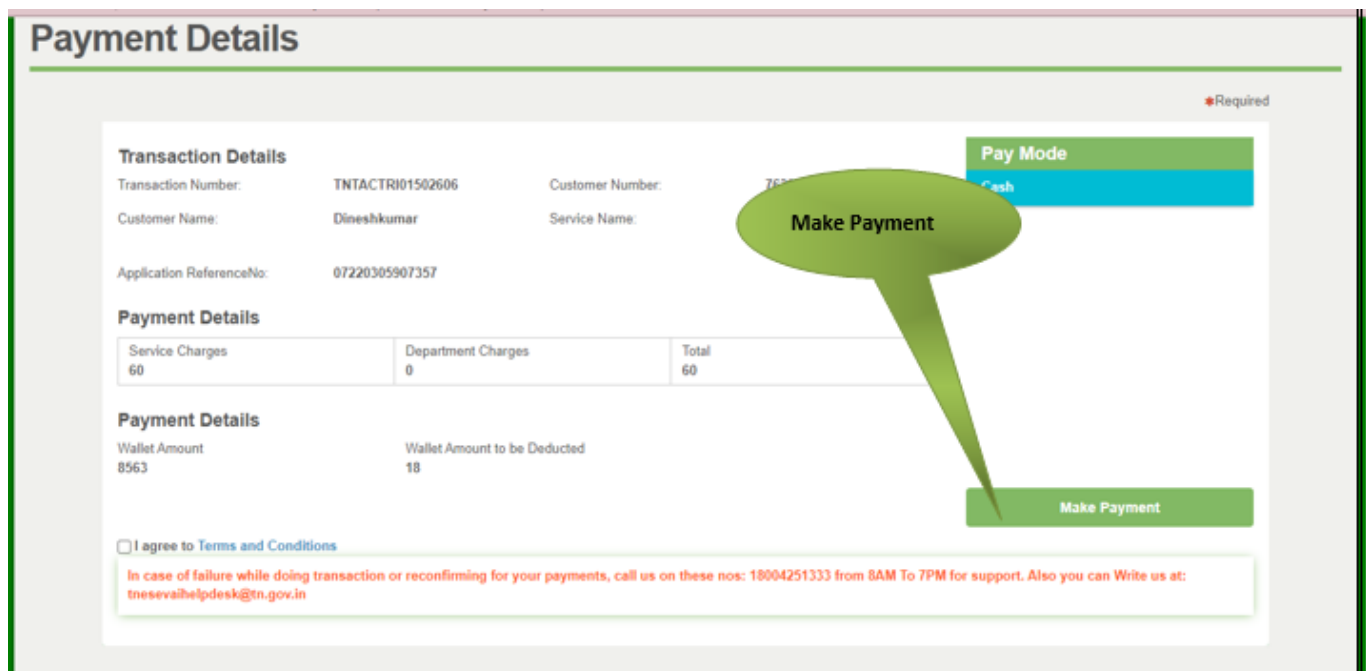
SECTION 4: Uploading photo

Applicant should take live photo.



SECTION 5: Make payment

Once the application is submitted, click on 'Make Payment'.

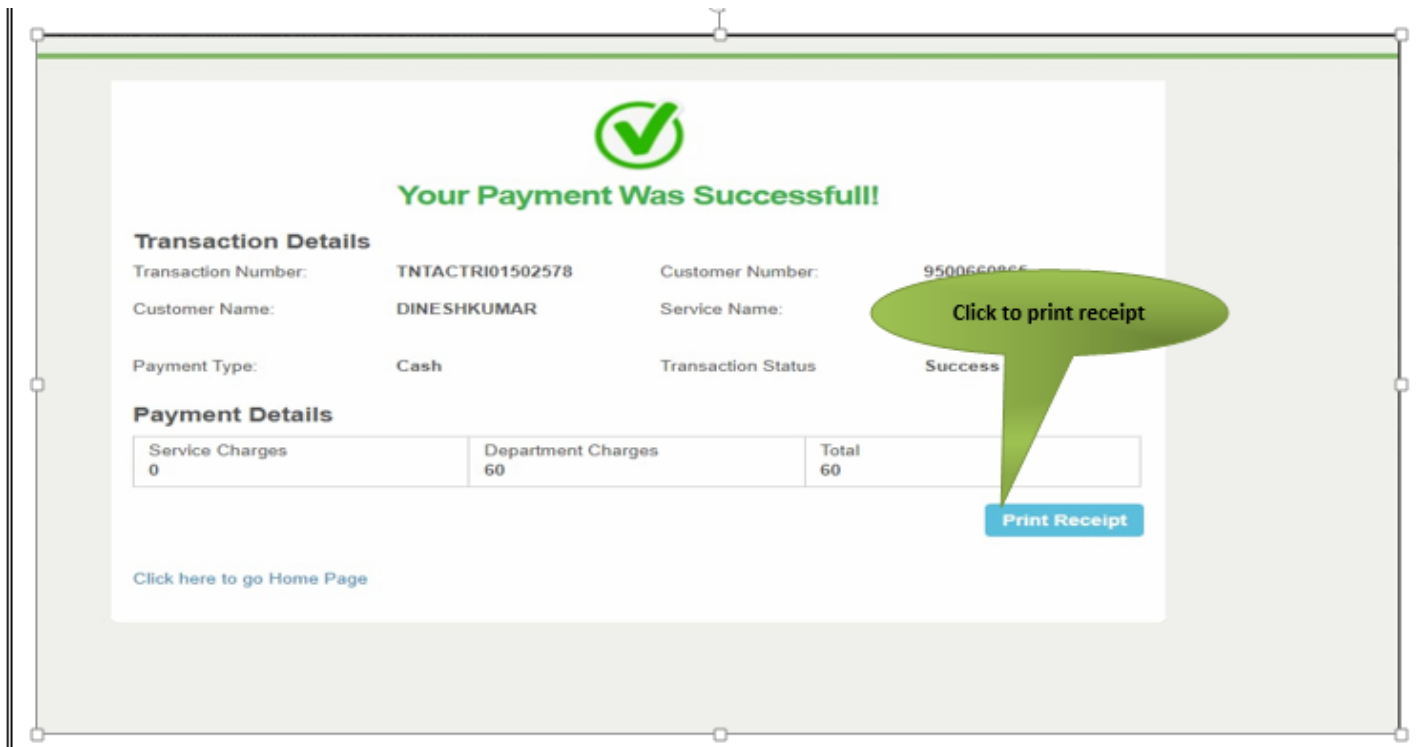


SECTION 6: Acknowledgement receipt

Acknowledgement receipt will be shown.

Click on **Print Receipt** to download/print the receipt.

Screenshot 1: Print Receipt



Screenshot 2: Receipt

Applicant has to download the receipt by using Transaction number.

8. Disclaimer

This User manual is prepared as per the existing application; however actual screen shots may vary for few cases.