

# Tamil Nadu e-District Application

Training Manual for

**Claim Application- Driver  
Board- Pension  
TWB-239**

**Tamil Nadu Unorganized  
Workers Welfare Board**



राष्ट्रीय इ-गवर्नेस योजना  
National e-Governance Plan

## Table of Content

### Table of Contents

1. Project Overview .....	3
2. General Information .....	3
2.1. Tools Required .....	3
2.2. Starting your Computer .....	3
3. Purpose .....	4
4. Scope .....	4
5. Getting Started .....	4
6. Services Offered under Tamil Nadu Unorganized Workers Welfare Board .....	4
7. TWB-239Claim Application- Driver Board-Pension .....	6
7.1 Applying for Claim Application- Construction Board-Pension .....	8
8. Disclaimer .....	13

# E-DISTRICT TAMIL NADU USER MANUAL

## (Government of Tamil Nadu)

### 1. Project Overview

Districts are the de facto front-end of government where most Government-to-Consumer or G2C interaction takes place.

The e-District project was conceptualized to improve this experience by creating an automated workflow system for the district administration and help in providing the citizen efficient department services through Common Service Centers (CSCs), the primary front end channels envisaged under the National e-Governance Plan by Department of Information Technology (DIT), Ministry of Communication and Information Technology (MCIT), Government of India.

### 2. General Information

## Let's Start!!


#### 2.1. Tools Required



You will be provided with the following basic infrastructure:


- Computer (CPU, Monitor, Keyboard & Mouse)
- Network Connection (as per requirement)
- Peripherals (as per requirement)
- Browser (Google chrome, Version 37)
- Uninterrupted Power Supply (UPS)

#### 2.2. Starting your Computer

##### Steps

1. Ensure all cables are connected between the computer, network connection, peripherals & UPS
2. Plug the UPS to the electrical socket
3. Switch 'ON' the electrical socket
4. Switch 'ON' the UPS
5. Press the  (power button) on the computer
6. Allow the system to boot up.

	<ol style="list-style-type: none"><li>1. Switch 'ON' the UPS only after you have switched 'ON' the power socket</li><li>2. Switch 'ON' the computer only after you have switched 'ON' the UPS</li><li>3. Switch 'OFF' the power socket in there is an electrical spark in the socket</li></ol>
	<ol style="list-style-type: none"><li>4. Do not start the computer in case the UPS is not fully charged</li><li>5. Do not start the computer in case any of the wires are in contact with water</li></ol>

	sources / moisture
	6. In case you are not sure whether the computer is connected in the right way - please contact the system engineer

### 3. Purpose

This document is an integral part of e-District application user manuals. The objective of this document is to provide step-by-step assistance to the user on how to apply for 'Claim Application-Driver Board-Pension' through the e-District Portal.

### 4. Scope

The scope of this document covers the 'Claim Application- Driver Board- Pension' service offered under the **Tamil Nadu Unorganized Workers Welfare Board**.

### 5. Getting Started

Following points and guidelines may be referred while accessing the e-Sevai/e-District application:

- User must have valid username and password
- Make relevant and correct entries only
- Recheck the entries before clicking on Submit button
- Mandatory fields cannot be left blank
- Mandatory/Optional documents should be attached as per requirement
- Do not make false entries

### 6. Services Offered under Tamil Nadu Unorganized Workers Welfare Board

Following services are offered under the Revenue Department:

1. TWB-201 Claim Registration
2. TWB-202 Claim Renewal
3. TWB-203 Claim Updation
4. TWB-204 Claim Application- Construction Board - Accident Death at worksite
5. TWB-205 Claim Application-Construction Board-Compensation for accidental death and disability
6. TWB-206 Claim Application-Construction Board-Disability Pension
7. TWB-207 Claim Application-Construction Board-Education Assistance for 10th /12th Standard pass
8. TWB-208 Claim Application-Construction Board-Educational Assistance for girl children studying 10th / 11th / 12th

9. TWB-209 Claim Application-Construction Board-Educational Assistance for Higher Education
10. TWB-210 Claim Application-Construction Board-Educational Assistance for studying in 6th/7th/8th/9<sup>th</sup>
11. TWB-211 Claim Application-Construction Board-Family pension
12. TWB-212 Claim Application-Construction Board-Funeral Expenses / Natural Death
13. TWB-213 Claim Application-Construction Board-Marriage Assistance
14. TWB-214 Claim Application-Construction Board-Maternity / Miscarriage / Termination of Pregnancy
15. TWB-215 Claim Application-Construction Board-Pension
16. TWB-216 Claim Application-Construction Board-Reimbursement of purchase of spectacles
17. TWB-217 Claim Application-Manual Board-Compensation for accidental death and disability
18. TWB-218 Claim Application-Manual Board-Disability Pension
19. TWB-219 Claim Application-Manual Board-Education Assistance for 10th /12th Standard pass
20. TWB-220 Claim Application-Manual Board-Educational Assistance for girl children studying 10th / 11th / 12th
21. TWB-221 Claim Application-Manual Board-Educational Assistance for Higher Education
22. TWB-222 Claim Application-Manual Board-Educational Assistance for studying in 6th/7th/8th/9<sup>th</sup>
23. TWB-224 Claim Application-Manual Board-Funeral Expenses / Natural Death
24. TWB-225 Claim Application-Manual Board-Marriage Assistance
25. TWB-226 Claim Application-Manual Board-Maternity / Miscarriage / Termination of Pregnancy
26. TWB-227 Claim Application-Manual Board-Pension
27. TWB-228 Claim Application-Manual Board-Reimbursement of purchase of spectacles
28. TWB-229 Claim Application-Driver Board-Compensation for accidental death and disability
29. TWB-230 Claim Application-Driver Board-Disability Pension
30. TWB-231 Claim Application-Driver Board-Education Assistance for 10th /12th Standard pass
31. TWB-232 Claim Application-Driver Board-Educational Assistance for girl children studying 10th / 11th / 12th
32. TWB-233 Claim Application-Driver Board-Educational Assistance for Higher Education
33. TWB-234 Claim Application-Driver Board-Educational Assistance for studying in 6th/7th/8th/9<sup>th</sup>
34. TWB-236 Claim Application-Driver Board-Funeral Expenses / Natural Death
35. TWB-237 Claim Application-Driver Board-Marriage Assistance
36. TWB-238 Claim Application-Driver Board-Maternity / Miscarriage / Termination of Pregnancy
37. TWB-239 Claim Application-Driver Board-Pension

- 38. TWB-240 Claim Application-Driver Board-Reimbursement of purchase of spectacles
- 39. TWB-241 Claim Application - Return
- 40. TWB-242 ID Card Download
- 41. TWB-243 Claim Application - Amendment
- 42. TWB-244 Claim Application - Transfer
- 43. TWB-245 Housing Scheme
- 44. TWB-246 Live certificate for Pensioner

## 7. TWB-239 Claim Application- Driver Board-Pension

Following steps describe how to apply for Claim Application- Driver Board- Pension through the e-District Portal:

- STEP 1:** Go to the e-Sevai (Government of Tamil Nadu) Web Portal.
- STEP 2:** Enter the login credentials.
- STEP 3:** Enter Captcha code.
- STEP 4:** Click on Login.

e-Sevai Dashboard will appear.



The screenshot shows the e-Sevai dashboard with the following elements:

- Header:** TNeGA logo, Government of Tamil Nadu name, and navigation menu (Home, About e-Sevai, Government Orders, e-Sevai, Contact Us, Help).
- Left Panel:** TNeGA section with a map of Tamil Nadu.
- Important Links:** Government Orders, Tenders, Documents, Job Opportunities, Maps.
- Latest News:** Locate your near by e-Sevai, List of Services Offered in e-Sevai Centres, List of Services offered through Institution.
- Sign In Section:** Username field (tnelcchn010-01), Password field (\*\*\*\*\*), Captcha field (ZNRJ2), Operator dropdown menu, Login and Reset buttons, and a link for Forgot Password?.

Callout boxes indicate the following steps:

- Enter Login ID and Password:** Points to the Username field.
- Enter Captcha:** Points to the Captcha field.
- Click on Login:** Points to the Login button.

- STEP 5:** Click on Services on the left panel.

The screenshot shows the TNeGA dashboard for the Government of Tamil Nadu. At the top, there is a header with the TNeGA logo, the Government of Tamil Nadu emblem, and the 'e-Sevai' logo. Below the header, there is a navigation menu on the left with options like DASHBOARD, REPORTS, WALLET RECHARGE, SERVICES, and ANNA UNIVERSITY-GENERATE RECEIPT. The main content area displays five service statistics cards: '1' (23 Jun 2016 to 23 Jun 2016), '1' (Current Week, 19 Jun 2016 to 23 Jun 2016), '6' (Current Month, 01 Jun 2016 to 23 Jun 2016), '1' (Last Week, 12 Jun 2016 to 18 Jun 2016), and '17' (Last Month, 01 May 2016 to 31 May 2016). A callout bubble points to the 'SERVICES' menu item with the text 'Click on Services'.

Department Wise service listing will appear.

**STEP 6:** Click on Tamil Nadu Unorganized Workers welfare Board

You can also switch to the **Service Wise** listing, or switch to **Search** and search a particular service using keywords.

The screenshot shows the 'Services' page in the TNeGA application. The header includes the Directorate of e-Governance, Tamil Nadu e-Governance Agency, and the TNeGA logo. The main content area is divided into three sections: 'DEPARTMENT WISE', 'SERVICE WISE', and 'SEARCH'. The 'DEPARTMENT WISE' section contains a list of departments, with 'Tamil Nadu Unorganised Workers Welfare Board' highlighted by a red box. A callout bubble points to this entry with the text 'Department Name'. The right side of the page shows user details: Name: Aravinth, Center: Madhavaperumalkoil Panchayat-TACTV TACTRI015, Counter: 1, Wallet Type: Prepaid, Wallet Amount: 8638.00, and Share: 0.00.

**STEP 7:** Click on ClaimApplication- Driver Board- Pension



ARAVINTH TNTACTRI015-01

Services

Click on the Service Name

DEPARTMENT WISE Tamil Nadu Unorganised Workers Welfare Board

SERVICE WISE 10 records per page

SEARCH

- Claim Application-Driver Board-Funeral Expenses / Natural Death
- Claim Application-Driver Board-Marriage Assistance
- Claim Application-Driver Board-Maternity / Miscarriage / Termination of Pregnancy
- Claim Application-Driver Board-Pension
- Claim Application-Driver Board-Reimbursement of purchase of spectacles
- Claim Application-Manual Board-Compensation for accidental death and disability
- Claim Application-Manual Board-Disability Pension
- Claim Application-Manual Board-Education Assistance for 10th /12th Standard pass
- Claim Application-Manual Board-Educational Assistance for girl children studying 10th / 11th / 12th
- Claim Application-Manual Board-Educational Assistance for Higher Education

Name: Aravinth  
Center: Madhavaperumalkoil Panchayat - TACTV  
Center Code: TACTRI015  
Counter: 1  
Wallet Type: Prepaid  
Wallet Amount: 8638.00  
Share: 0.00

You will be redirected to the service page on the Tamil Nadu Unorganized Workers Welfare Board Web Portal.

## 7.1 Applying for Claim Application- Construction Board-Pension

### SECTION1: Applicant Aadhaar and Registration Details

Applicant are used to fill this form with proper details

FORM - CC  
[See clause 13(2)(a)]  
APPLICATION FOR PENSION / ஓய்வூதியத்திற்கான விண்ணப்பம்

Aadhaar Verification

Aadhaar No / ஆதார் எண்  
\*\*\*\*\* ✓ Verified

Personal Details / தனிப்பட்ட விவரங்கள்

Board Name / வாரியத்தின் பெயர் \*  
TN Construction WWB / தமிழ்நாடு கட்டுமானத் தொழிலாளர்க

Registration No / பதிவு செய்யப்பட்ட எண் \*  
01BEND300001

Registration date / பதிவு செய்யப்பட்ட தேதி \*  
08-10-2020

Renewal date / புதுப்பிக்கப்பட்ட தேதி \*  
07-10-2025

Aadhaar No / ஆதார் எண் \*

Aadhaar / ஆதார் அட்டை \*  
Choose File No file chosen  
Note: (தாங்கள் 500 KB க்குள் உள்ள jpeg, jpg, png, pdf முறையில் பதிவேற்றம் செய்யலாம்)  
View

Name of the Worker \*  
Balaji

தொழிலாளியின் பெயர் \*  
பாலாஜி

Name of the Father / Husband \*  
mani



## SECTION 2: Personal details

Applicants are used to provide age, gender, DOB

தந்தை / கணவரின் பெயர் *	Mobile Number / தொலைபேசி எண் *
<input type="text"/>	<input type="text" value="8220914822"/>
Gender / பாலினம் *	
<input type="text" value="Female"/>	
Date of birth / பிறந்த தேதி *	Age / வயது*
<input type="text" value="01-04-1988"/>	<input type="text" value="32"/>
Age Proof / வயது சான்று (ஏதேனும் ஒன்று)*	Upload document(Evidence of Age Proof) / வயதுக்கான சான்று ஆவணம் பதிவேற்றவும் ( Original/அசல்) *
<input type="text" value="Ration Card"/>	<input type="button" value="View"/>
Community / சாதி	Community Certificate / Self declaration for SC/ST / சாதி சான்றிதழ் / சுய சான்றிதழ் ஆவணம் பதிவேற்றவும்
<input type="text" value="SC"/>	<input type="button" value="View"/>
Marital Status / திருமண நிலை	
<input type="text" value="Married"/>	
Ration card / குடும்ப அட்டை எண் *	Document (Ration card) / குடும்ப அட்டை *
<input type="text" value="213123213213"/>	<input type="text" value="Choose File No file chosen"/>
	Note: (தாங்கள் 500 KB க்குள் உள்ள jpeg, jpg, png, pdf முறையில் பதிவேற்றம் செய்யலாம்)
	<input type="button" value="View"/>

## SECTION 3: Pension and Bank Details

Applicant are used to fill with correct bank details

<b>Pension Details / ஓய்வூதிய விவரங்கள்</b>	
Pension Details / ஓய்வூதிய விவரங்கள்	
Registration card / பதிவு அட்டை(Original/அசல்) *	
<input type="text" value="Choose File No file chosen"/>	
Note: (தாங்கள் 500 KB க்குள் உள்ள jpeg, jpg, png, pdf முறையில் பதிவேற்றம் செய்யலாம்)	
Whether renewed regularly / தவறாமல் புதுப்பிக்கப்படுகிறதா? *	Address in full (to which pension is to be sent) with pincode / முழு முகவரி பின்கோடு எண்ணுடன் பதிய வேண்டும் (ஓய்வூதியம் பெற) *
<input type="radio"/> Yes <input type="radio"/> No	<input type="text"/>
Whether in receipt of any other pension? If so, furnish complete details / வேறு ஏதேனும் ஓய்வூதியத்தை பெற்றால் முழுமையான விவரங்களை அளிக்கவும் *	
<input type="radio"/> Yes <input type="radio"/> No	
<b>Bank Details / வங்கி விவரங்கள்வங்கி கணக்கு விவரங்களை மாற்ற வேண்டுமா?</b>	
<input type="button" value="ஆம்"/> <input type="button" value="இல்லை"/>	
Bank Name / வங்கியின் பெயர் *	Branch Name / கிளையின் பெயர் *
<input type="text" value="BANK OF INDIA"/>	<input type="text" value="villivakkam"/>
Bank Account Number / வங்கி கணக்கு எண் *	Re-Enter Bank Account Number / வங்கி கணக்கு எண் *
<input type="text" value="22432432432432432"/>	<input type="text" value="22432432432432432"/>
MICR Code / MICR குறியீடு *	IFSC Code / IFSC குறியீடு *
<input type="text" value="655658787"/>	<input type="text" value="asadsds2323"/>

**SECTION 4: Photo Proof**

Applicants are supposed to upload their photo before submitting the application

MICR Code / MICR குறியீடு \*

655658787

IFSC Code / IFSC குறியீடு \*

asadsds2323

Upload Bank passbook front page / வங்கி கணக்கு புத்தகத்தின் முதல் பக்கத்தை பதிவேற்றம் செய்யவும் (Original/அசல்)\*

Choose File No file chosen

Note: (தாங்கள் 500 KB க்குள் உள்ள jpeg, jpg, png, pdf முறையில் பதிவேற்றம் செய்யலாம்)

[View](#)

Upload Last Transaction page of the passbook / வங்கி கணக்கு புத்தகத்தில் கடைசி பரிவர்த்தனை பக்கத்தை பதிவேற்றம் செய்யவும் (Original/அசல்)\*

Choose File No file chosen

Note: (தாங்கள் 500 KB க்குள் உள்ள jpeg, jpg, png, pdf முறையில் பதிவேற்றம் செய்யலாம்)

[View](#)

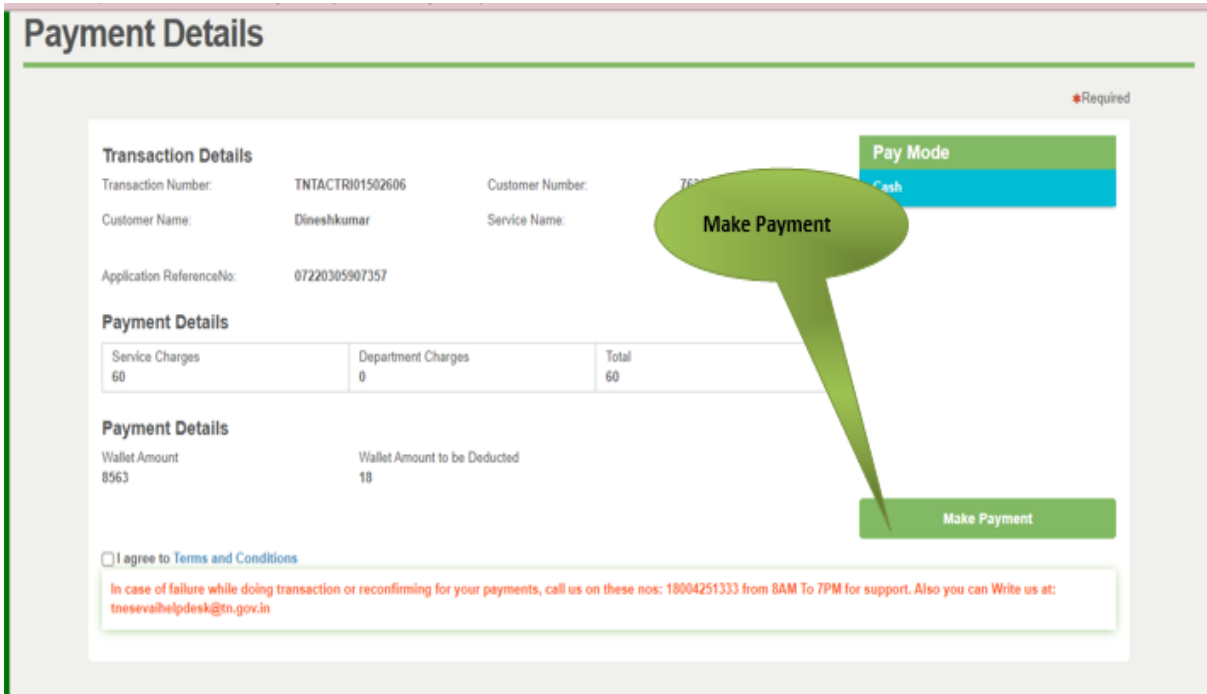
தொழிலாளியின் நேரடி புகைப்படம்

Your captured image  
will appear here...

[Take Photo](#)

[Submit](#)

After uploading the documents, click on 'Make Payment'.



**Payment Details**

Transaction Details

Transaction Number: TNTACTRI01502606 Customer Number: 763  
Customer Name: Dineshkumar Service Name:  
Application ReferenceNo: 07220305907357

Pay Mode  
Cash

**Make Payment**

Payment Details

Service Charges	Department Charges	Total
60	0	60

Payment Details

Wallet Amount: 8563  
Wallet Amount to be Deducted: 18

I agree to [Terms and Conditions](#)

In case of failure while doing transaction or reconfirming for your payments, call us on these nos: 18004251333 from 8AM To 7PM for support. Also you can Write us at: [tnesevaihelpdesk@tn.gov.in](mailto:tnesevaihelpdesk@tn.gov.in)

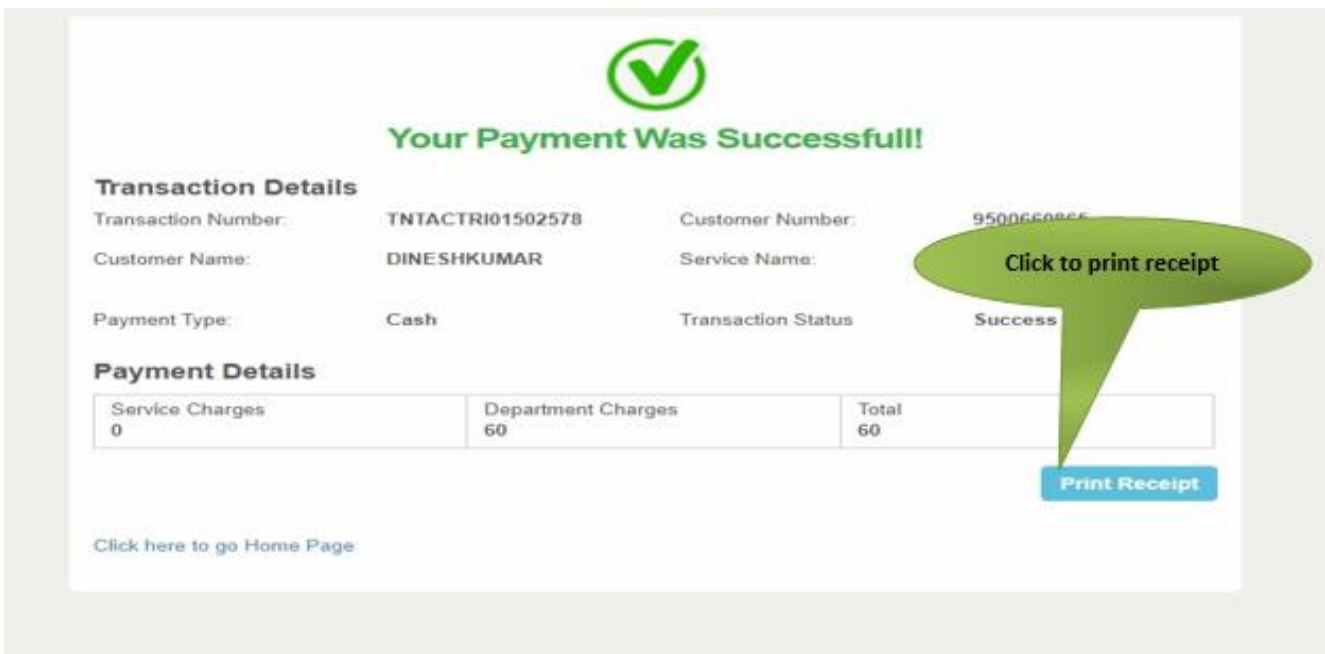
**Make Payment**


## SECTION 6: Acknowledgement receipt

Acknowledgement receipt will be shown.

Click on **Print Receipt** to download/print the receipt.

### Screenshot 1: Print Receipt





**Your Payment Was Successful!**

Transaction Details

Transaction Number: TNTACTRI01502578 Customer Number: 9500650825  
Customer Name: DINESHKUMAR Service Name:  
Payment Type: Cash Transaction Status: Success

Payment Details


Service Charges	Department Charges	Total
0	60	60

**Print Receipt**


[Click here to go Home Page](#)

## Screenshot 2: Receipt

Applicant has to download the receipt by using Transaction number.



**Directorate of e-Governance**  
**Tamil Nadu e-Governance Agency**  
Information Technology Department  
Government of Tamil Nadu



**TNeGA**

**e-Sevai**  
இனிய சேவை இணைய சேவை

ARAVINTH
TNACTRI015-01
⚙️ 🔌

**Receipt download**

**Reprint Receipt**

Fields with \* mark are mandatory

Reprint Receipt

\*CSC Transaction No.

TNACTRI01502578

Generate Reset

**Transaction Number**



தமிழ்நாடு அரசு / Government of Tamil Nadu  
ஈசேவைமையம் / e-Sevai Centre

### ரசீது /RECEIPT

ரசீதுஎண்/ReceiptNo:TN-30920220702000	பரிவர்த்தனைஎண்/TransactionNo: TNELCCHN009000000630
விண்ணப்பதாரர்பெயர்/ApplicantName:Dineshkumar	விண்ணப்பதேதி/Applicationdate:02-07-202217:43:32
துறைபெயர்/DepartmentName:தமிழ்நாடுஅமைப்புசாரா தொழிலாளர்நலவாரியம் / Tamilnadu Unorganized Worker welfare board	சேவைக்குவிண்ணப்பித்தார்/AppliedforService:TWB-239Renewal

### கட்டணவிவரங்கள்/PaymentDetails

விவரங்கள்/ Particulars	கட்டணமுறை/ Payment Mode	பணம்செலுத்தப்பட்டது( ) / Amount Paid (Rs)
பில்தொகை / Bill Amount	Cash	0.00
இ-சேவைமையம் &கடண /e-Sevai CentreCharges		60.00
வார்த்தைகளில்அளவு / Amount in words (Rs): Sixty only.		மொத்தம்/ Total:60.00

மையத்தின்பெயர்&குறியீடு/ Centre Name & Code :  
Corporation of Chennai Thiru-Vi-Ka Nagar (Zone VI)-ELCOT-ELCCHN009

மையஆபரேட்டரின்கையொப்பம்  
/ Signature of the Centre Operator

## 8 Disclaimer

This User manual is prepared as per the existing application; however actual screen shots may vary for few cases.